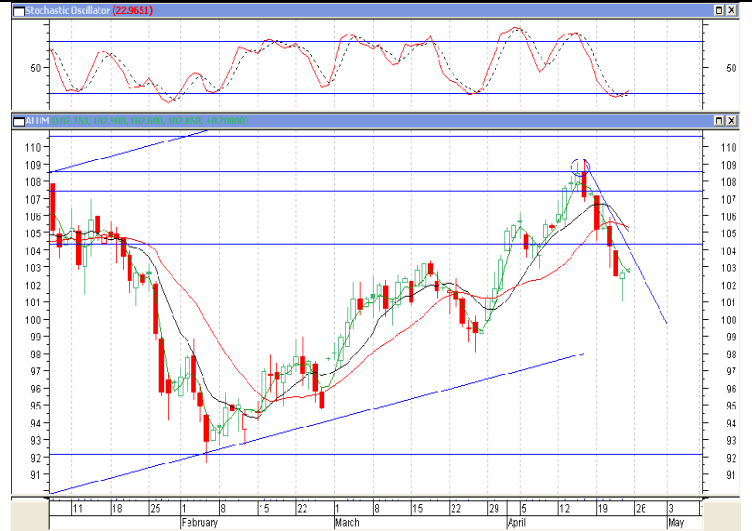


commodity intraday trading strategy for 26/04/10

COMMODITY NAME: ALUMINIUM

EXPECTATION:
ALUMINIUM ON THE DAILY CHART HAS
OVERSOLD IN STOCHASTIC OSCILLATOR
AND IT HAS FORM A HANGINGMAN
CANDLE 2 DAYS BACK

TRADING STRATEGY: FOR TODAY LONG
MCX ALUMINIUM APRIL FUTURE
BETWEEN 102.25-103.25 TARGET 104SL
101.5



COMMODITY NAME: COPPER

EXPECTATION:
COPPER ON THE DAILY CHART HAS A
SMALL BULLISH CANDLE AND ITS RSI
INDICATOR HAS CHANGED MOVEMENT
UPWARDS SIGN OF STRENGTH.

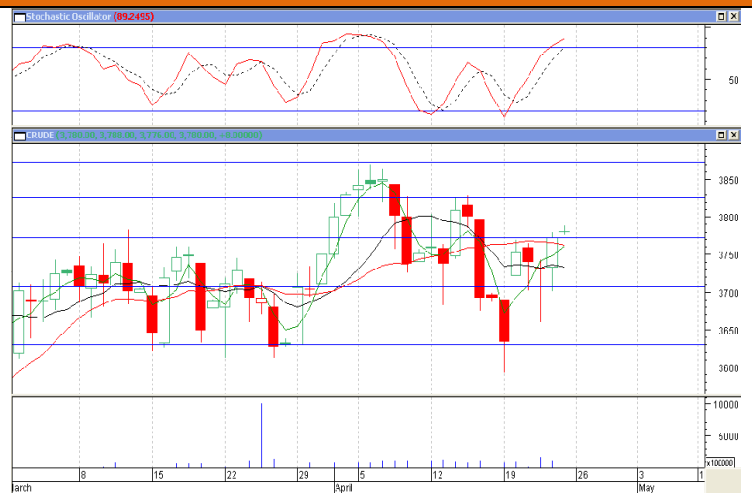
TRADING STRATEGY: FOR TODAY LONG
MCX COPPER APRIL 345-347 TARGET
349 SL 343.5



COMMODITY NAME: CRUDEOIL

EXPECTATION:
CRUDEOIL ON THE DAILY CHART HAS
FORMED A DOJI CANDLE AND IT IS
FINDING RESISTANCE AT 3830 LEVELS

TRADING STRATEGY: FOR TODAY SHORT
MCX CRUDEOIL MAY FUTURE AT 3770-
3800 TARGET 3720 SL 3840



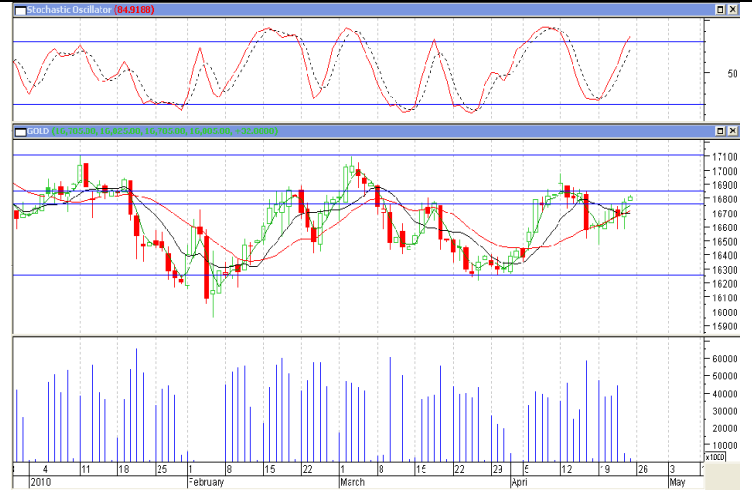
commodity intraday trading strategy for 26/04/10

COMMODITY NAME: GOLD

EXPECTATION:

GOLD ON THE DAILY CHART IS FINDING RESISTENCE AT 16850 LEVELS AND ITS STOCHASTIC OSCILLATOR IS IN OVERBOUGHT ZONE

TRADING STRATEGY: FOR TODAY SHORT MCX GOLD JUNE FUTURE BETWEEN 16780-16820 TARGET 16700 SL 16860



COMMODITY NAME: LEAD

EXPECTATION:

LEAD ON THE DAILY CHART HAS FORMED A BULLISH DOJI AND ITS RSI INDICATOR HAS TURN UP

TRADING STRATEGY: FOR TODAY LONG MCX LEAD APRIL FUTURE BETWEEN 101.5-102.3 TARGET 103 SL 101

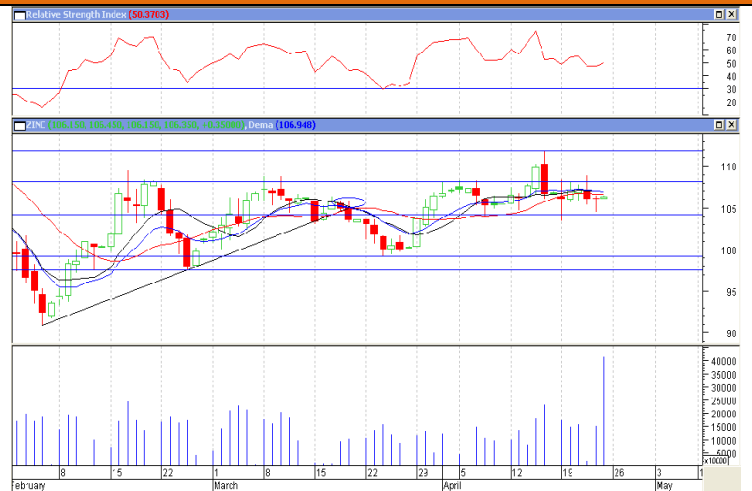


COMMODITY NAME: ZINC

EXPECTATION:

ZINC ON THE DAILY CHART IS SHOWING SIGN OF STRENGTH AS ITS RSI INDICATOR HAS STARTED MOVING UP

TRADING STRATEGY: FOR TODAY LONG MCX ZINC APRIL FUTURE BETWEEN 105.8-106.8 TARGET 108 SL 104.8



commodity intraday trading strategy for 26/04/10

Disclaimer: This report is for the personal information of the authorized recipient and doesn't construe to be any investment, legal or taxation advice to you. It is only for private circulation and use. The report is based upon information that we consider reliable, but we do not represent that it is accurate or complete, and it should not be relied upon as such. No action is solicited on the basis of the contents of the report. The report should not be reproduced or redistributed to any other person(s) in any form without prior written permission of Brokers.. The contents of this material are general and are neither comprehensive nor inclusive. Neither nor any of its Brokers affiliates, associates, representatives, directors or employees shall be responsible for any loss or damage that may arise to any person due to any action taken on the basis of this report. It does not constitute personal recommendations or take into account the particular investment objectives, financial situations or needs of an individual client or a corporate/s or any entity/s. All investments involve risk and past performance doesn't guarantee future results. The value of, and income from investments may vary because of the changes in the macro and micro factors given at a certain period of time. The person should use his/her own judgment while taking investment decisions. Please note that we and our affiliates, officers, directors, and employees, including persons involved in the preparation or issuance of this material; (a) from time to time, may have long or short positions in, and buy or sell the commodities thereof, of company (ies) mentioned here in or (b) be engaged in any other transaction involving such securities and earn brokerage or other compensation or act as a market maker or (c) may have any other potential conflict of interest with respect to any recommendation and related information and opinions. All disputes shall be subject to the exclusive jurisdiction of Delhi High court.