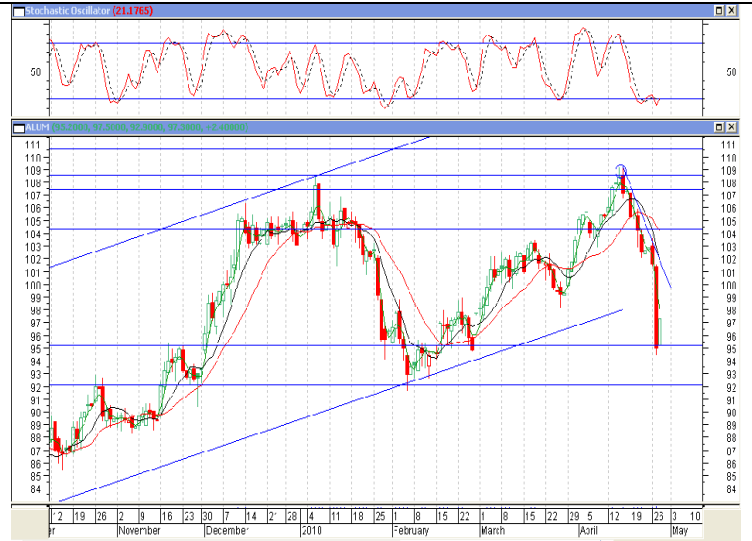


commodity intraday trading strategy for 29/04/10

COMMODITY NAME: ALUMINIUM

EXPECTATION:
ALUMINIUM ON THE DAILY CHART HAS FORMED A BULLISH PIERCING CANDLE PATTERN AND ITS STOCHASTIC OSCILLATOR IS IN OVERSOLD ZONE

TRADING STRATEGY: FOR TODAY LONG MCX ALUMINIUM APRIL FUTURE BETWEEN 96.5-97.5 TARGET 98.5 SL 95



COMMODITY NAME: COPPER

EXPECTATION:
COPPER ON THE DAILY CHART HAS FORMED A BULLISH DOJI CANDLE AND IT IS FINDING SUPPORT AT 326 LEVELS

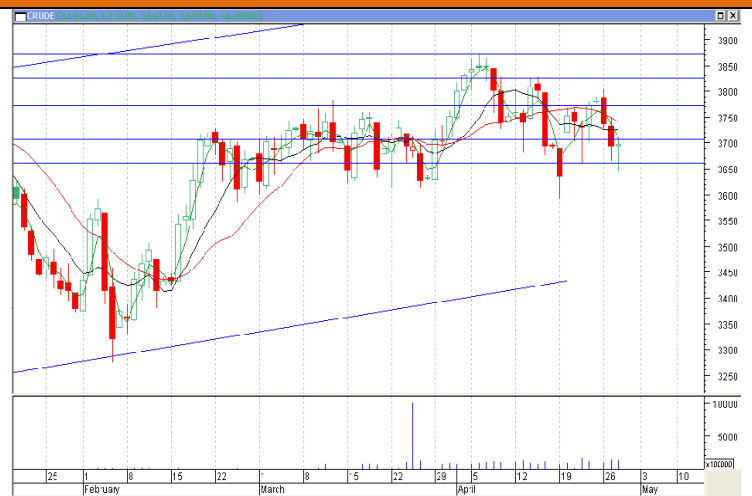
TRADING STRATEGY: FOR TODAY LONG MCX COPPER APRIL 331-332 TARGET 335 SL 329



COMMODITY NAME: CRUDEOIL

EXPECTATION:
CRUDEOIL ON THE DAILY CHART IS FINDING SUPPORT AT 3660 LEVELS AND IT HAS FORMED A BULLISH LONG CANDLE

TRADING STRATEGY: FOR TODAY LONG MCX CRUDEOIL MAY FUTURE AT 3680-3715 TARGET 3740 SL 3650



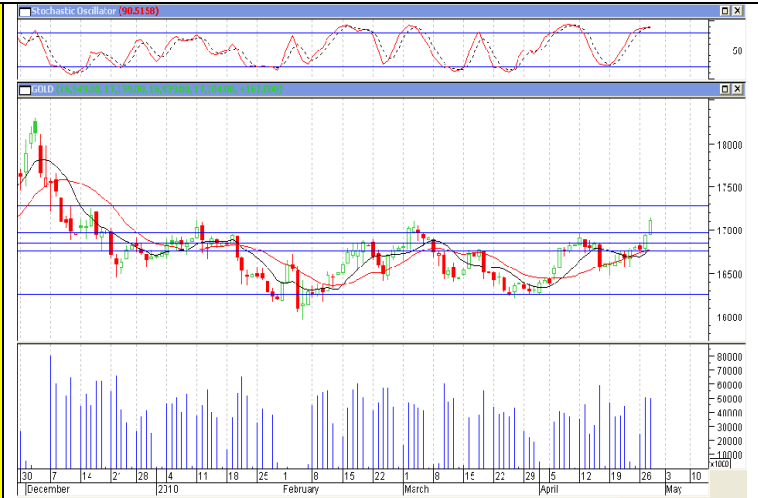
commodity intraday trading strategy for 29/04/10

COMMODITY NAME: GOLD

EXPECTATION:

GOLD ON THE DAILY CHART WILL FIND RESISTENCE AT 17110 LEVELS AND ITS STOCHASTIC OSCILLATOR IS IN OVERBOUGHT ZONE

TRADING STRATEGY: FOR TODAY SHORT MCX GOLD JUNE FUTURE BETWEEN 1700-17050 TARGET 16930 SL 17150

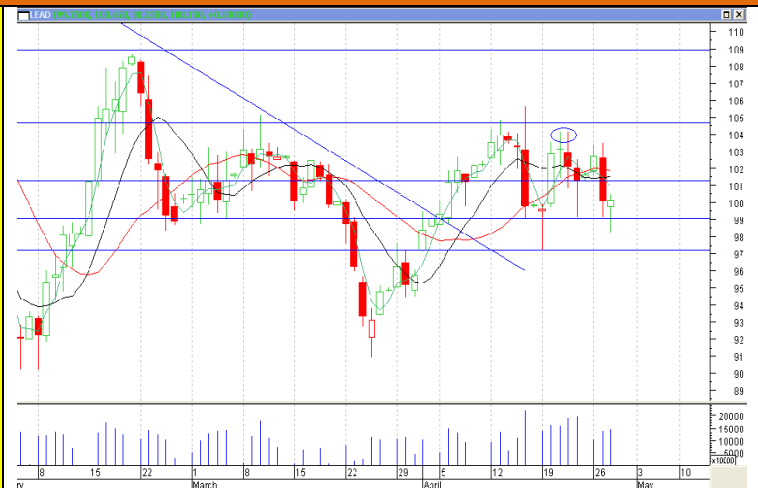


COMMODITY NAME: LEAD

EXPECTATION:

LEAD ON THE DAILY CHART IS FINDING SUPPORT AT 99 LEVELS AND IT HAS FORMED A BULLISH CANDLE

TRADING STRATEGY: FOR TODAY LONG MCX LEAD APRIL FUTURE BETWEEN 99.7-100.7 TARGET 101.4 SL 99



COMMODITY NAME: ZINC

EXPECTATION:

ZINC ON THE DAILY CHART IS SHOWING WEAKNESS AS ITS 9 DAYS MA HAS CROSS 18 DAYS MA FROM TOP

TRADING STRATEGY: FOR TODAY SHORT MCX ZINC APRIL FUTURE BETWEEN 103.5-104.4 TARGET 102.2 SL 105.2



commodity intraday trading strategy for 29/04/10

Disclaimer: This report is for the personal information of the authorized recipient and doesn't construe to be any investment, legal or taxation advice to you. It is only for private circulation and use. The report is based upon information that we consider reliable, but we do not represent that it is accurate or complete, and it should not be relied upon as such. No action is solicited on the basis of the contents of the report. The report should not be reproduced or redistributed to any other person(s) in any form without prior written permission of Brokers.. The contents of this material are general and are neither comprehensive nor inclusive. Neither nor any of its Brokers affiliates, associates, representatives, directors or employees shall be responsible for any loss or damage that may arise to any person due to any action taken on the basis of this report. It does not constitute personal recommendations or take into account the particular investment objectives, financial situations or needs of an individual client or a corporate/s or any entity/s. All investments involve risk and past performance doesn't guarantee future results. The value of, and income from investments may vary because of the changes in the macro and micro factors given at a certain period of time. The person should use his/her own judgment while taking investment decisions. Please note that we and our affiliates, officers, directors, and employees, including persons involved in the preparation or issuance of this material; (a) from time to time, may have long or short positions in, and buy or sell the commodities thereof, of company (ies) mentioned here in or (b) be engaged in any other transaction involving such securities and earn brokerage or other compensation or act as a market maker or (c) may have any other potential conflict of interest with respect to any recommendation and related information and opinions. All disputes shall be subject to the exclusive jurisdiction of Delhi High court.